



COMPARATIVE ANALYSIS SYSTEM FOR INTERNATIONAL RANKINGS “BENCHMARKING” SYSTEM

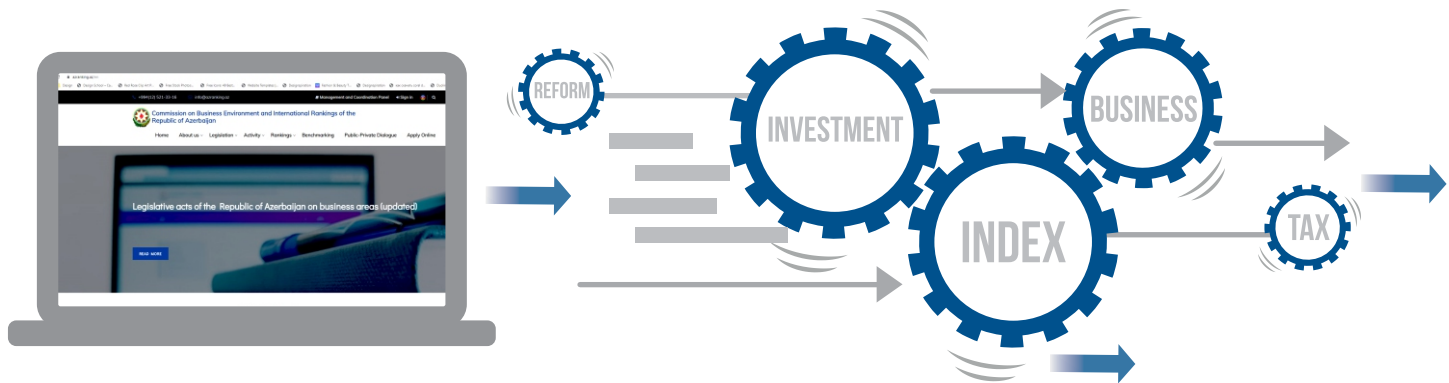
<https://azranking.az/en/benchmarking>



GENERAL INFORMATION

“BENCHMARKING” SYSTEM

Using the innovative and functional tools, “Benchmarking” system serves for the provision of comparative analysis of international rankings as well as quick identification of the areas requiring potential business reforms.



Database: Currently, the system allows comparisons and evaluations based on the database (<https://www.doingbusiness.org/en/data>) collected from 190 countries as part of the World Bank's **“Doing Business”** project.

In the next stages, the Benchmarking system will include databases of **“Global Competitiveness Report”**, **“Global Innovation Index”**, **“Index of Economic Freedom”** and other international rankings.



THE MAIN ADVANTAGES OF THE “BENCHMARKING” SYSTEM



Database management and analysis of business indicators for about 200 countries around the world



Obtaining a visual description of the trend for all indicators



Identification of “smart” solutions for policy decision-making procedures related to business environment issues



Defining the investment attractiveness of the country in international and regional context



Creating numerical analysis and comparison platform



Identification of potential sectors to be reformed on the basis of comparative analysis



Assessment of countries' reform practices and strategies based on real analysis



Creating analytical information support for investment pyramid and investment related decision makings

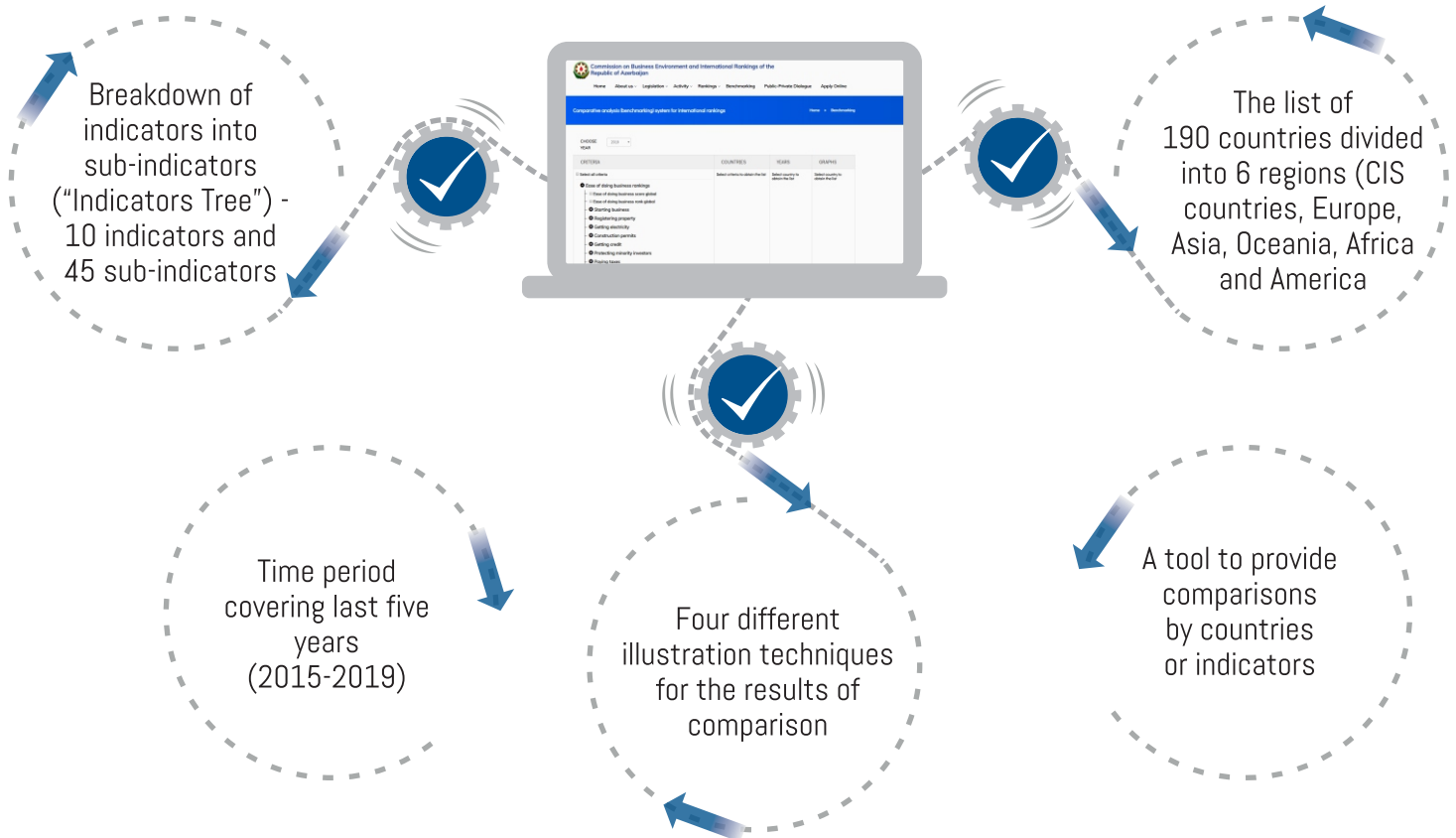


Evaluation of sustainability and volatility in the investment environment on the basis of specific facts and considerations



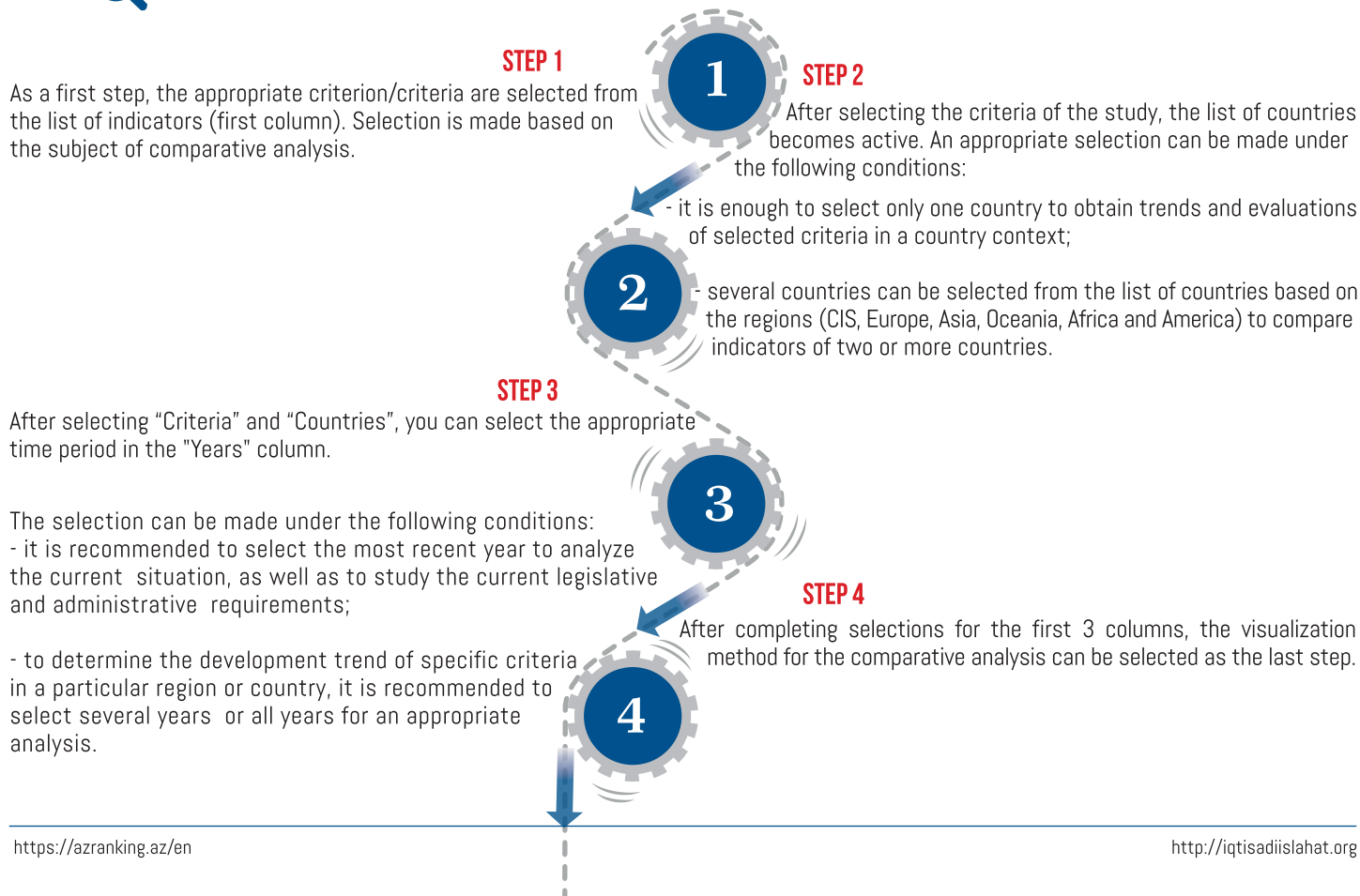


THE MAIN ELEMENTS OF THE “BENCHMARKING” SYSTEM





HOW TO USE THE “BENCHMARKING” SYSTEM





HOW TO USE THE “BENCHMARKING” SYSTEM

IMPORTANT

- According to the terms of the “Doing Business” report, the overall ranking (Ease of Doing Business Index-rank) is only available for the last year;
- When you click on the “Select All Criteria”, “Select All Countries” and “Select All Years” at the same time, the “.xls” format is activated for download.

FINAL STAGE

After completing four steps above, a visual representation of the comparison over the indicators is created.

Initially, comparison is provided to the user by indicators. However, if you click the “For years” button in the upper right corner of the platform, all selected criteria, countries and parameters will be sorted by years.

When you click on “For index” in that section, the comparison parameters are sorted by the corresponding indicators.





NOTES

STEP 1: NOTE

- when you click the "Select All Criteria" button, all the indicators/sub-indicators are selected automatically. In this case, with the full scope of the comparison, the results of the analysis might be relatively complicated;
- the next selection options (countries) will not be active if criterion / criteria are not selected.

STEP 2: NOTE

- click on the "+" sign to access the list of relevant countries in the region; if the check box is selected in front of the region, all countries within that region will be automatically selected;
- when you click on "Select All Countries", all 190 countries are automatically selected.

STEP 3: NOTE



- when you click on "Select All Years", the last 5 years are automatically selected.

STEP 4: NOTE

- the quality of illustrative comparison depends on the selection of the appropriate chart for visualization;
- it might be more appropriate to choose a trend line method (📈) to determine the dynamics of reforms over the years;
- selecting vertical (📊) and horizontal (📉) bar charts may be more appropriate for visualizing comparative analysis of countries by indicators for a given year.

FINAL STAGE: NOTE

- The data can also be obtained in the ".xls" format by clicking on the "Export Excel" (📄) button in the upper left corner of the platform.



Commission on Business Environment and International Rankings of the Republic of Azerbaijan

Home

About us

Legislation

Activity

Rankings

Benchmarking

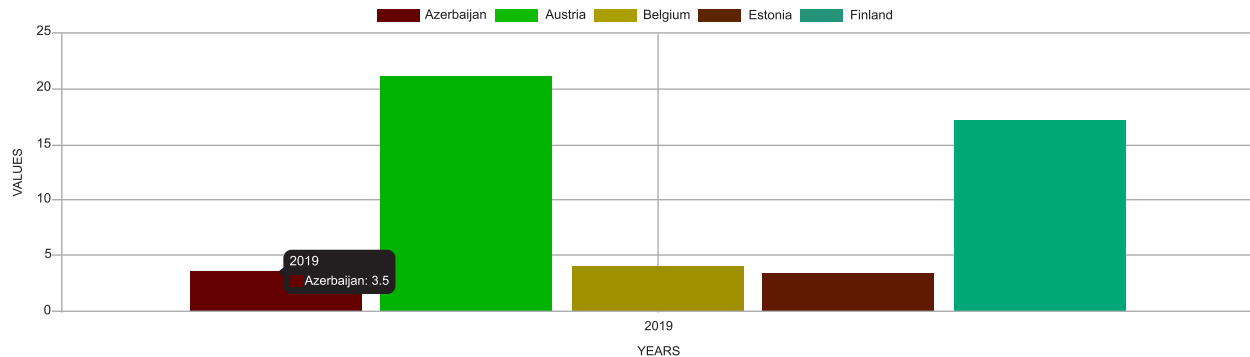
Public-Private Dialogue

Apply Online

Benchmarking

Home > Benchmarking

Starting a Business - Time - Men (days)





Commission on Business Environment and International Rankings of the Republic of Azerbaijan

Home

About us ▾

Legislation ▾

Activity ▾

Rankings ▾

Benchmarking

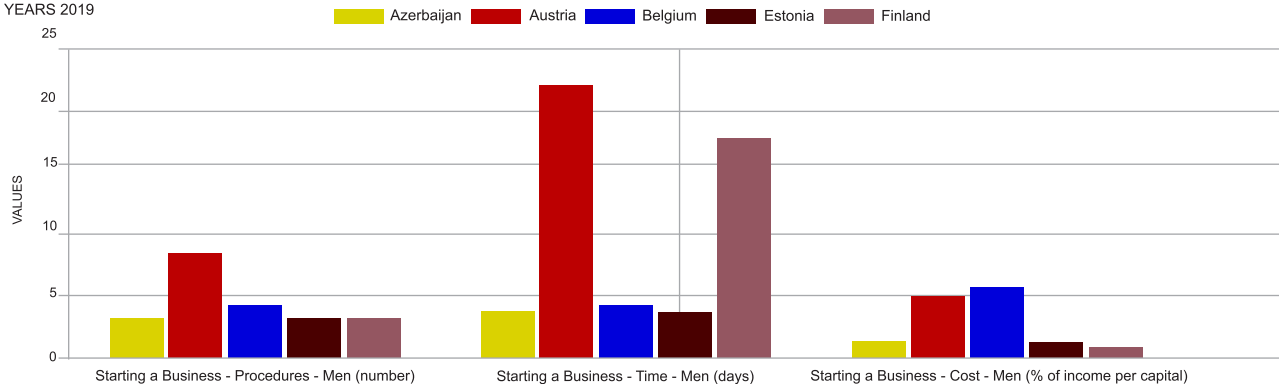
Public-Private Dialogue

Apply Online

Benchmarking

Home > Benchmarking

YEARS 2019





Commission on Business Environment and International Rankings of the Republic of Azerbaijan

Home

About us ▾

Legislation ▾

Activity ▾

Rankings ▾

Benchmarking

Public-Private Dialogue

Apply Online

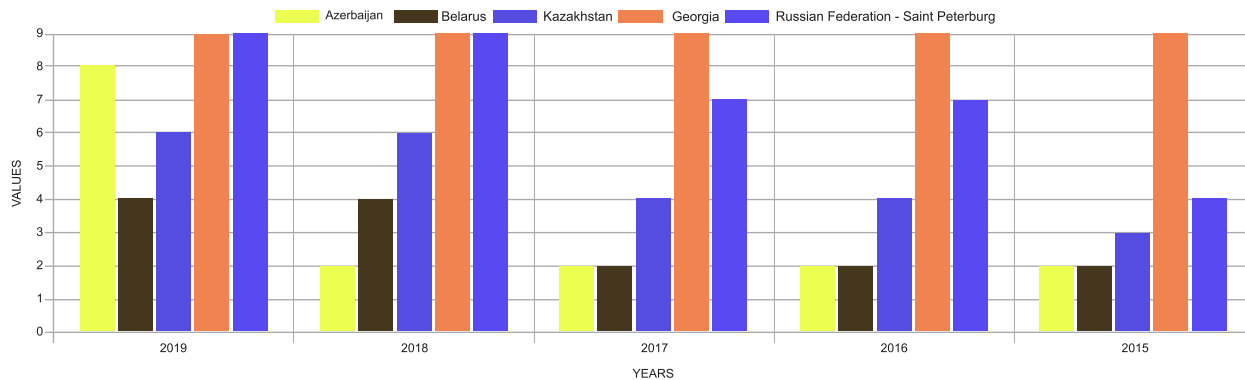
Benchmarking

Home > Benchmarking

Export Excel

For years

Getting Credit - Strength of legal rights index (0-12)





Commission on Business Environment and International Rankings of the Republic of Azerbaijan

Home

About us ▾

Legislation ▾

Activity ▾

Rankings ▾

Benchmarking

Public-Private Dialogue

Apply Online

Benchmarking

Home > Benchmarking

YEARS 2019

