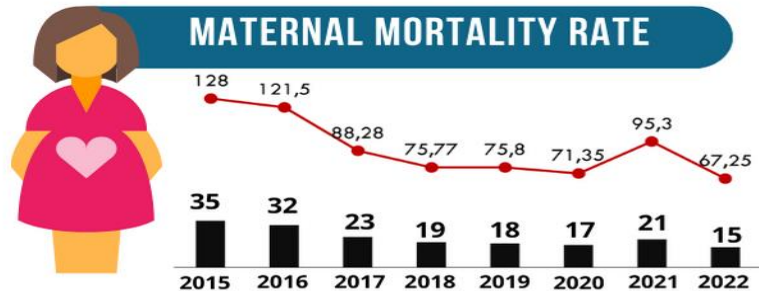


SANPIISAN INFO GRAPHIC



MATERNAL AND CHILD HEALTH SITUATION IN SEMARANG CITY

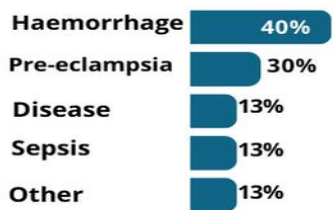
MATERNAL MORTALITY RATE



IN 2015
128/100.000 LIVE BIRTH
(35 Case)

IN 2022
67,25/100.000 LIVE BIRTH
(15 case)

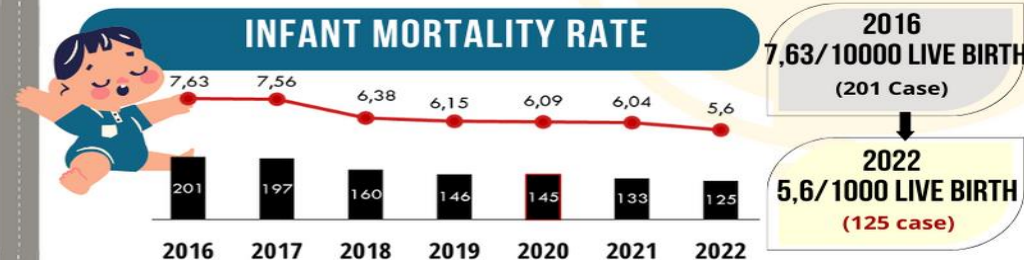
PENYEBAB KEMATIAN IBU



CONTRIBUTION OF MOTHER'S CONDITION WITH 4 PREGNANCY RISKS

- » Too young when pregnant: 7%
- » Too old during pregnancy : 7%
- » Too often pregnant : 0%
- » Too closely spaced pregnancies : 7%

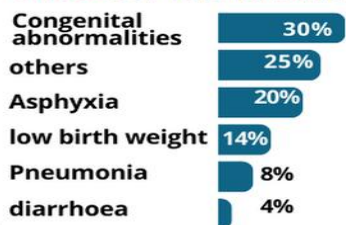
INFANT MORTALITY RATE



2016
7,63/10000 LIVE BIRTH
(201 Case)

2022
5,6/1000 LIVE BIRTH
(125 case)

CAUSES OF INFANT DEATH



THE INFANT'S AGE AT DEATH:



53% BABY DIED BORN TO PREGNANT WOMEN AT RISK

Source: Semarang City Health Office

MATERNAL MORTALITY BY OBESTETRIC STATUS:



3 GOOD HEALTH AND WELL-BEING

SANPIISAN

Sayangi Dampingi Ibu Anak kota semarang

- 1 HOME -CARE**
Home visits from pregnancy to the post-natal period and care of the newborn child by health workers accompanied by the community.
- 2 GEPUK PEPES**
Healthy and Productive Women Workers Movement
- 3 RAISA (Maternity care)**
FREE Shuttle - Maternity-Hospitalisation -Loundry- AND HEALTH INSURANCE DURING CHILDBIRTH



ROBERTO CARLOS

Maternal Promotive Interventions and Mentorship to Prevent Anaemia and Chronic Energy Deficiency. Provision of supplementary food once a week at Daycare/Homecare.

TUGU MUDA

Bride-to-be Fit Productive Family

INFORMATION SYSTEM INTEGRATED

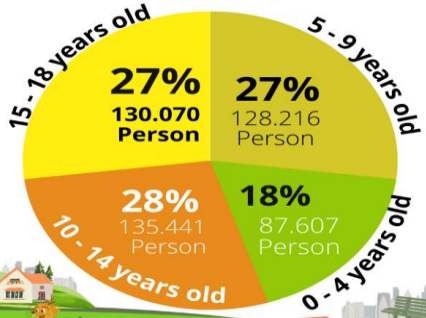
- Teman bunda**
System Integrated Maternal neonatal Semarang
 - Sayang bunda app (for community cadres)
 - FMN (Post ANC - maternity discharge information for health facilities)
 - SIGASPOL (Reporting System for mother's assistance during pregnancy from companion)

SEMARANG CITY'S CHILD HEALTH SITUATION

DEMOGRAPHY OF CHILDREN (0 -18 YEARS OLD)

child 0 - 18 years of age **28,50%** (481.334 Person)

Sumber: Semarang Dalam Angka Tahun 2022



BABY CHILD 0,84% (14.214 Person)
0-2 tahun

TODDLERS 23,97% (115.384 Person)
0-5 tahun

PRESCHOOL 7,36% (35.450 Person)
3-6 tahun

Source: Semarang City Health Office Profile 2022

CHILD PARTICIPATION PARTICIPATING IN THE SCHOOL PROGRAMME

Sumber: Semarang Dalam Angka Tahun 2022

Number of Schools Semarang City

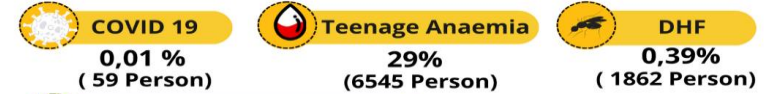


Population participation rate in education

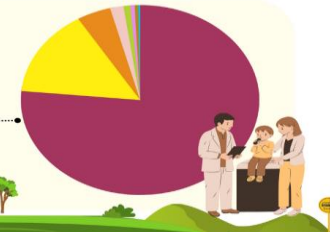
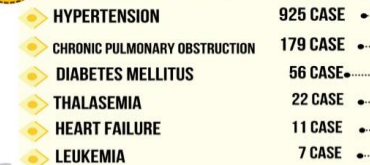


HEALTH ISSUES IN CHILDREN

Source: Semarang City Health Office 2022



Chronic Disease in Children



HEALTH PROBLEMS 0-5 YEARS

Source: Semarang City Health Office 2022

16,5% (3.680 Person) dari 22.304

83,5% have been exclusively breastfed and have reached RENSTRA Semarang City (target 65%)

Children not receiving exclusive breastfeeding

0% (0 Person)

100% Have received complete immunisation

Children under 12 years old complete immunisation

2,22 % (499 Person)

244 Male
255 Female

Baby Weight Low Birth Weight

CASES OF PNEUMONIA

66% (1.204 PERSON)

CASES OF DIARRHOEA

29% (4.365 PERSON)

HEALTH SCREENING IN CHILDREN

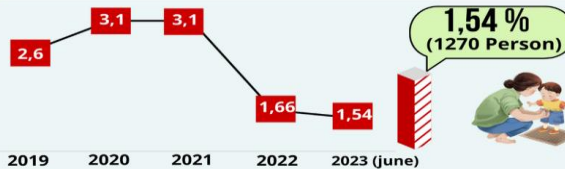
100.314 PERSON

Toddlers
In Integrated Management of Sick Toddlers

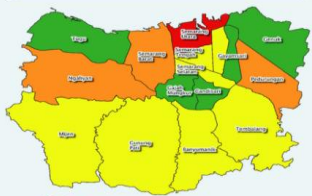
53.622 PERSON

Toddlers Stimulation, Detection, and Intervention of Early Childhood Development

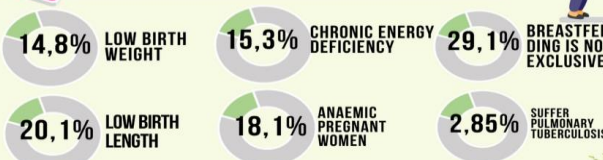
CHILD NUTRITION ISSUES



Distribution of stunted children



FACTORS CAUSING STUNTING:



CHILD WELFARE MEASURES

Source: Semarang City Health Office 2022

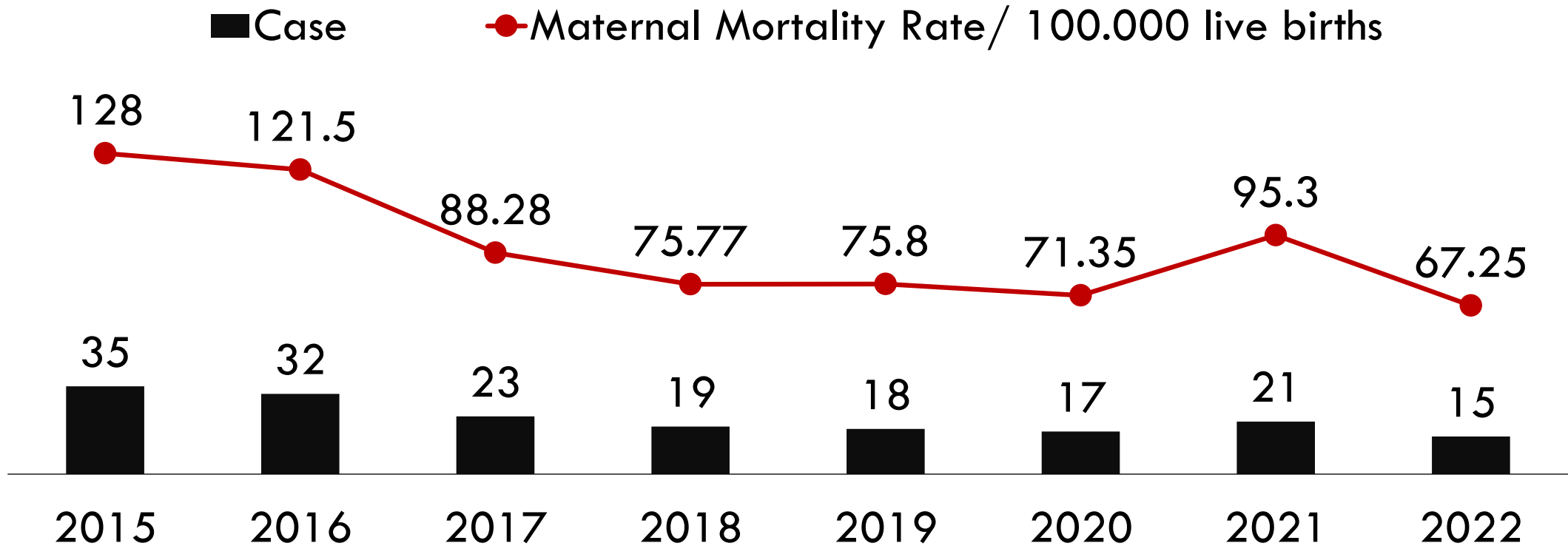
Youth Health Centre
161 POSYANDU

Number of Active Posyandu
1631 POSYANDU

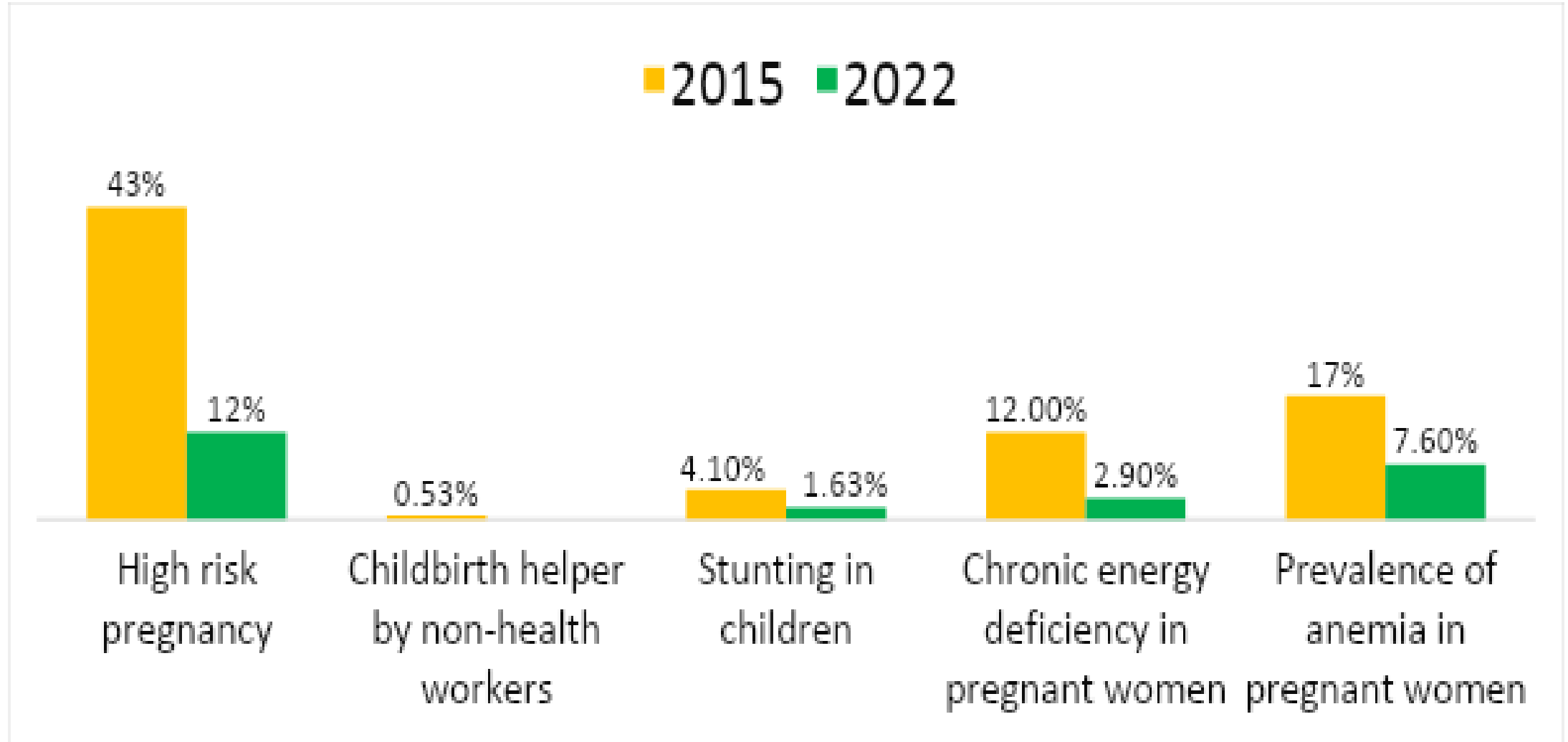
PREVENTION & HANDLING EFFORTS:



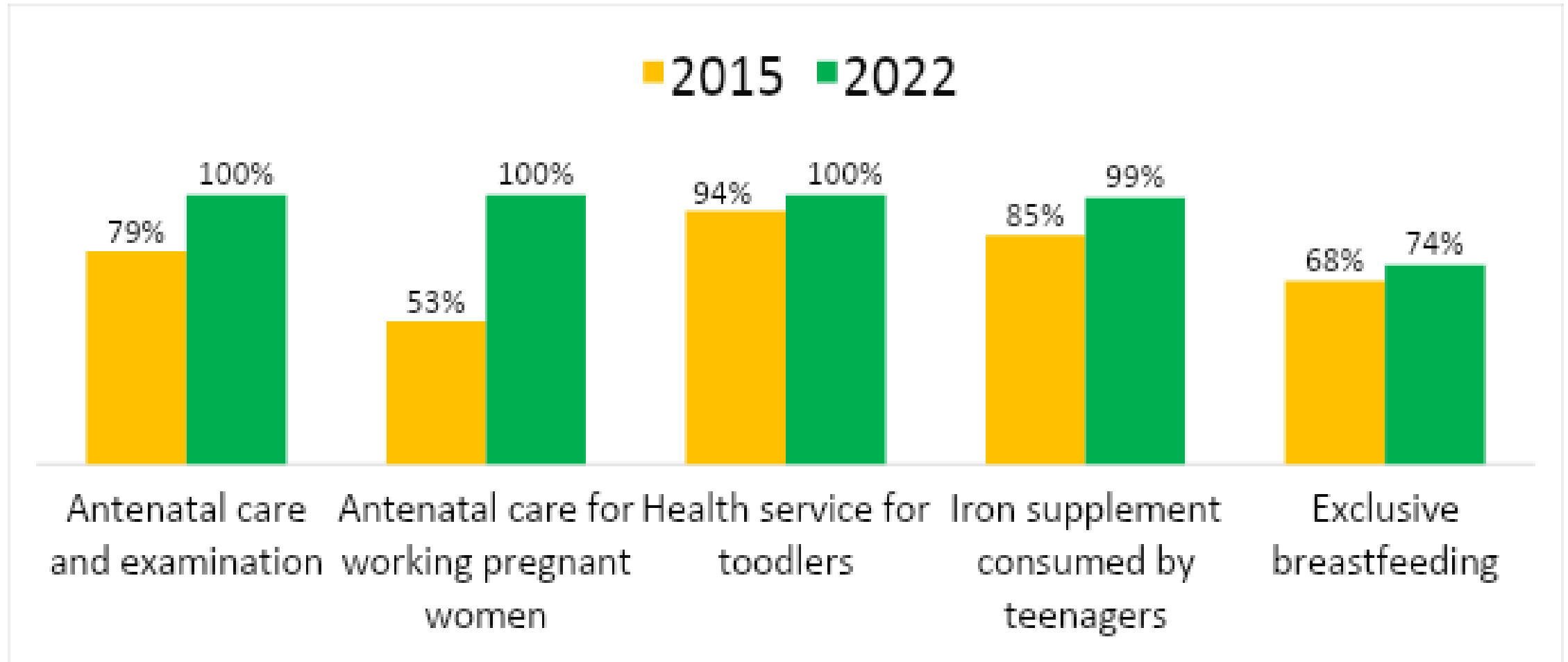
MATERNAL MORTALITY IN SEMARANG CITY



OUTPUT



OUTPUT



OUTPUT

The improvement of participation of pregnant women in antenatal care and examination from 79% (2015) to 100% (2022)

The improvement of participation of working pregnant women in antenatal care and examination from 53% (2015) to 100% (2022)

The improvement in percentage of toddlers receiving health service from 94% (2015) to 100% (2022)

The improvement in percentage of iron supplement consumed by teenagers from 85% (2015) to 99% (2022)

The improvement in percentage of exclusive breastfeeding from 68% (2015) to 74% (2022)