



Livestock Chain Application Specification and User Guide



In This section, we will describe the using of the application by the beneficiaries through presenting screenshots for all steps in **(Livestock Chain Application)**

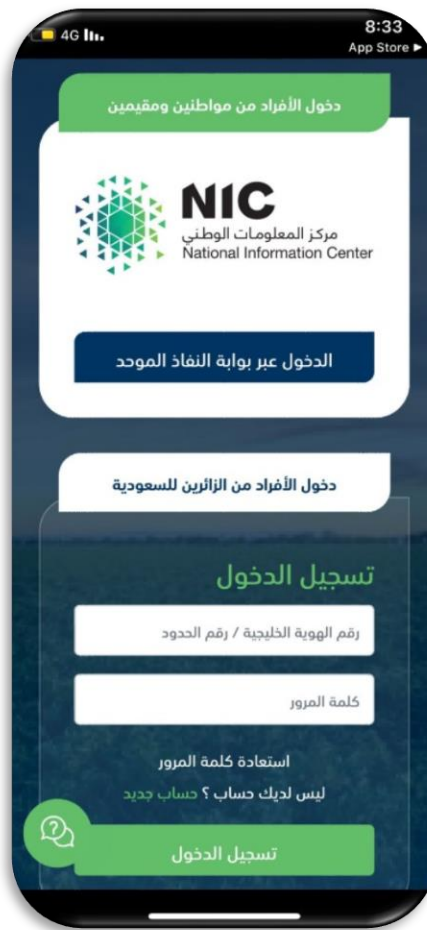


Figure 1

- **Login page:** Log in through the unified access portal for citizens and residents, or ID number/border number and password, or create a new account for visitors to Saudi Arabia, and the application will perform the necessary verification of identity and security to avoid fake data or hacking.

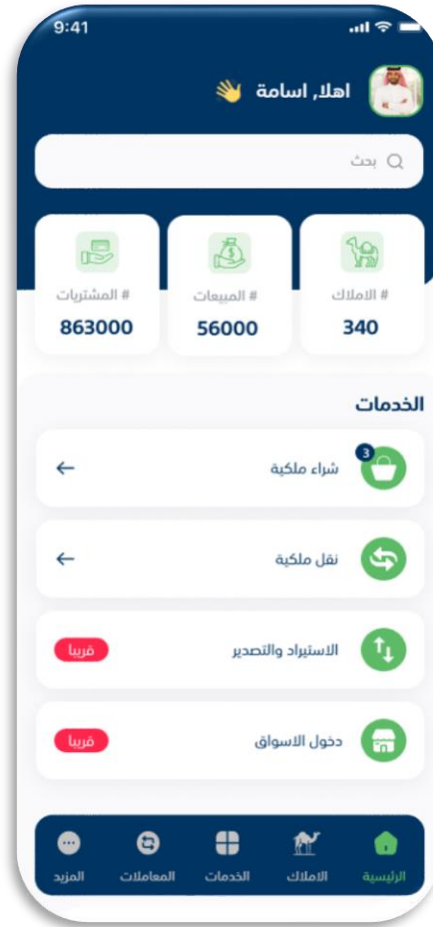


Figure 2

- **Home Page:** This page displays the numbers of properties the user owns and the sales and purchases that has been done. In addition to the list of services provided by the application, which include purchasing property, transferring ownership, importing and exporting, and entering markets.



Figure 3

- **Properties Page:** This page shows a list of all the user's properties with the name and description of each one.

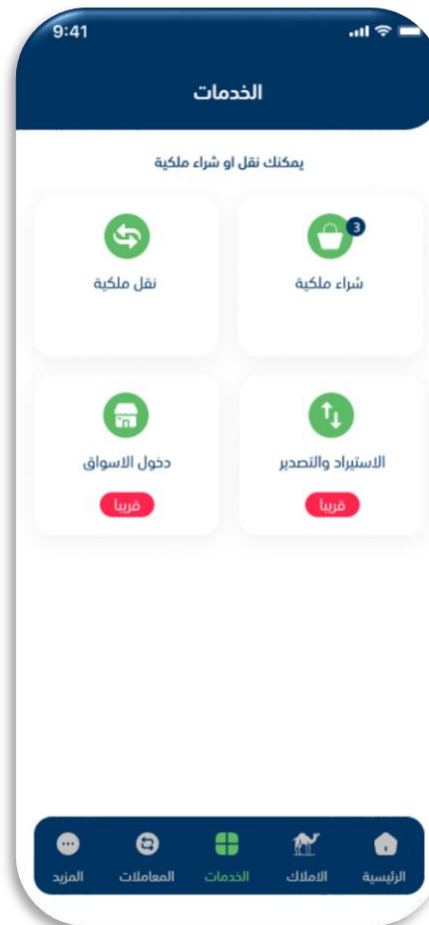


Figure 4

- **Services page:** This page displays a list of services provided by the application, which include purchasing property, transferring ownership, importing and exporting, and entering markets.

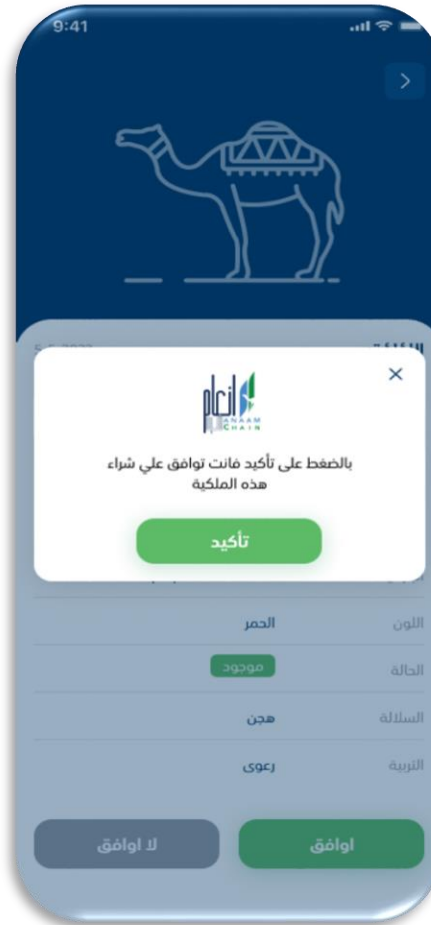


Figure 5

- **Property purchase service:** In which the user enters information about the property he/she wants to purchase and confirms approval before sending the transaction.



4G 8:39

خدمة نقل ملكية

رقم الهوية الوطني

رقم الهوية الوطني

الابن

اسم الحيوان

إرسال

Figure 6

- **Ownership transfer service:** The user enters his/her identity and chooses from the drop-down list the animal whose ownership he/she wants to transfer to send the transaction.

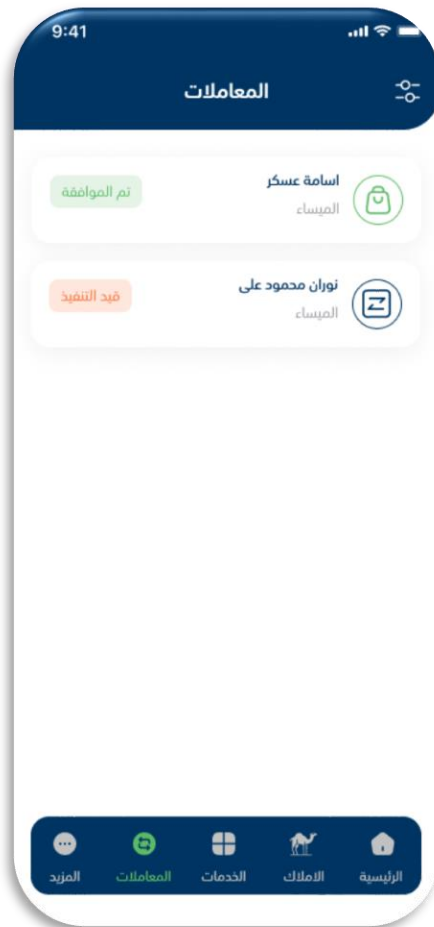


Figure 7

- **Transactions page:** On this page, all sent transactions appear, whether purchasing or transferring ownership, along with the status of each transactions.

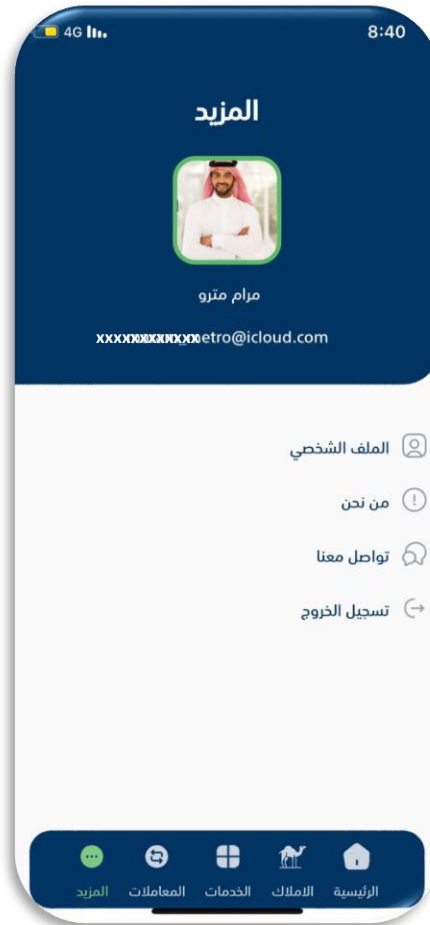


Figure 8

- **More page:** This page enables the user to access many pages, such as the user's personal profile, the About Us page, and the Contact Us page. The user can also log out by clicking Log Out.




Figure 9

- **Personal Profile:** This page enables the user to display his/her personal data, including name, national ID number, health card, email, and mobile number, with the ability to modify the email and mobile number.



Figure 10

- **About Us Page:** This page displays more information about the application.



4G 8:41

تواصل معنا

الاسم بالكامل

الاسم بالكامل

رقم الجوال

رقم الجوال

البريد الإلكتروني

البريد الإلكتروني

رسالتك

تطبيق

Figure 11

- **Contact Us Page:** This page will enable the user to communicate by sending his/her name, mobile number, email, and inquiries to be answered by specialists as soon as possible.



Application download links:

Apple Store

<https://apps.apple.com/sa/app/%D8%A7%D9%86%D8%B9%D8%A7%D9%85-%D8%B4%D9%8A%D9%86/id6453472180>

Google Play

<https://play.google.com/store/apps/details?id=sa.mewa.anaamchain>



وزارة البيئة والمياه والزراعة
Ministry of Environment Water & Agriculture